

## BERGO 90° CLIP-ON HINGE

## For Wood Doors

**BERGO®**

## 90° Concealed Hinges

## Soft close

Integrated soft closing mechanism with mounting plate

### Inset mounting



### Description

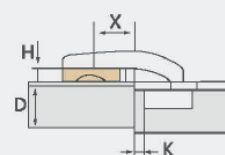
<b>Material:</b>	Cold-rolled steel
<b>Finish/Colour:</b>	Nickel plated
<b>Dia. of hinge cup:</b>	35 mm
<b>Drilling depth:</b>	11.5 mm
<b>Door thickness:</b>	14-21 mm
<b>Dimension of door (K):</b>	4-5 mm
<b>Weight:</b>	105 g

### Drilling Pattern & Item ID No.

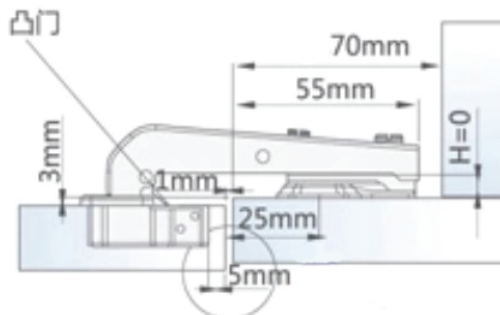
With soft closing mechanism	Drilling pattern
	48 / 6
<b>Inset</b>	<b>BG-322.01.050</b>

## Inset mounting

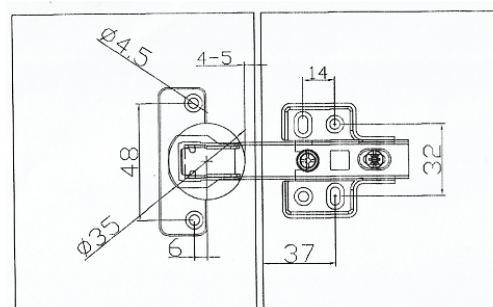
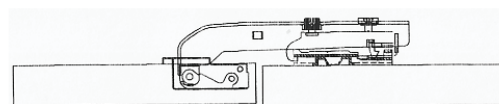
	K			
H	4	5		
0	20 4.0	19 4.0		
2	20 2.0	19 2.0		
4	20 0	19 0		
	X D			



$$H=2+K+A$$



## Options of screws & dowels



***TDS-BG-322.01.050.v24.1***