

# BERGO 110° CLIP-ON HINGES

For Wood Doors

# BERGO®


## 110° Concealed Hinges, Soft close

Integrated soft closing mechanism with mounting plate

Full or half overlay mounting

Full overlay

Half overlay



## Description

<b>Material:</b>	Steel cup & hinge arm
<b>Finish/Colour:</b>	Nickel plated
<b>Cup fixing:</b>	Screw
<b>Weight:</b>	93 g
<b>Drilling Depth:</b>	Hinge cup 12.0 mm
<b>Adjustment facility:</b>	Side $\pm 1.5$ mm Height $\pm 2$ mm (via mounting plate) Depth from -1 to +3 mm

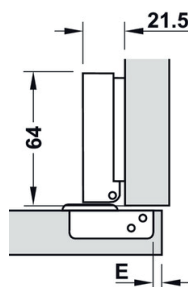
With automatic closing spring

## Drilling Pattern & Item ID No.



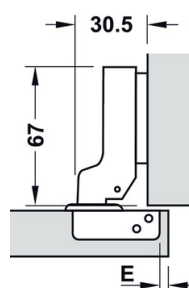
With soft closing mechanism	Drilling pattern
	48 / 6
<b>Full overlay</b>	<b>BG-320.01.050</b>
<b>Half overlay</b>	<b>BG-320.01.051</b>

## Full overlay mounting



Door overlay mm				
14.5	15.5	16.5	17.5	
3	4	5	6	0
Distance to cup E mm			Mounting plate distance mm	

## Half overlay mounting



Door overlay mm				
7.5	8.5	9.5	10.5	
3	4	5	6	0
Distance to cup E mm			Mounting plate distance mm	

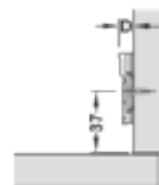
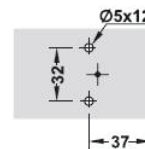
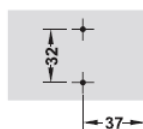
## Height adjustment $\pm 2$ mm via eccentric



For chipboard screws\*



With Euro screws



## Hinge Plates



\*



\*\*

## Item ID No.

<b>4 Hole Hinge Plate*</b>	<b>BG-323.01.050</b>
<b>Hinge Plate for Aluminum Doors**</b>	<b>BG-324.01.050</b>

TDS-BG-320.01.050.v24.1